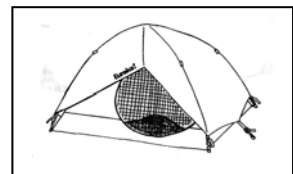
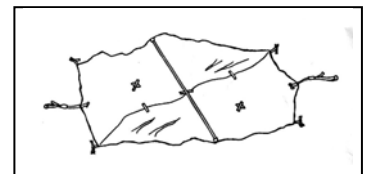
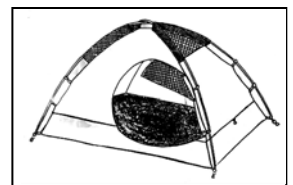
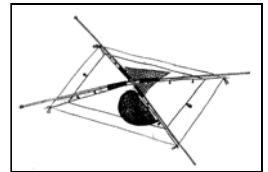
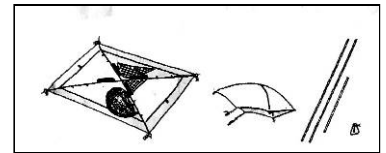


Eureka Mountain Pass Tent – Use and Care Instructions

TO SET UP TENT

- Assemble all three poles. Insert each section fully. Don't let pole sections snap together.
- Spread out ground cloth in tent set up location.
- Lay out tent body over ground cloth, floor side down, stretching out all 4 corners.
- Starting at one corner of tent, slide long tent pole through pole sleeve. Repeat with second tent pole. Poles will form an "X" across the tent.
- Starting with back 2 corners, insert corner pins into end of tent poles. Repeat for front corners, lifting poles to insert front corner pins into opposite ends of tent poles.
- Attach plastic clips to tent poles.
- Spread out rain fly upside down. Place ends of short pole into pole pockets at edges of fly. Wrap hook & loop fasteners in center of fly around pole.
- Turn fly right side up and place over tent. Wrap hook & loop fasteners underneath fly around tent poles.
- Attach buckles at corners of fly to their mates at corners of tent. Connect clips under pull out webs on side of fly to rings on side of tent.
- Stake down 4 corners of tent. Adjust fly tension using webbing at each corner. Stake out webbing on sides of fly and apply light tension.
- Tuck ground cloth under tent if it extends past tent body.



TO TAKE DOWN TENT

Remove tent stakes. Remove fly and open door. Pull pins out of ends of poles. Remove poles from tent sleeves.

TENT CARE GUIDELINES

Picking a campsite – Avoid low spots that can collect water. Don't set tent up under dead trees or branches that could fall. Clear the ground of sharp objects.

Keep flames out of tents – Tent fabric is extremely flammable.

Don't keep food in the tent – food odors attract wild animals that could chew or claw through the tent, damaging it beyond repair.

Condensation – An adult gives off about a pint of water each night through breathing and perspiration. To reduce condensation, leave windows partially open at night.

Zippers – Never force a jammed zipper. Instead carefully remove any trapped material. Carefully opening and closing a separated zipper may allow it to repair itself.

Contaminants – Insect repellent, hair spray, stove fuel, etc. may damage a tent.

Housekeeping – Debris stuck on shoes may damage tent floors. Keep tent floor clean.